

MEDICATION AND TRANSPLANT: WEBSITE RESOURCE

A resource for transplant recipients

BC Transplant has a website with all the information you need about your transplant medications, how to take them and any possible side effects:




transplant.bc.ca/medications

This website is specifically for transplant recipients. You'll find information on the following topics:

- [General Medication Information](#) covers rejection, vaccinations, cancer risks, and over-the-counter medications.
- [Anti-Rejection Medication](#) covers anti-rejection medications covered by BC Transplant, their use, how to take them, and any possible side effects.
- [Anti-Infection Medication](#) outlines infections common to transplant recipients, how they can be treated (drugs and their potential side effects), and tips on how to identify an infection.

Save it to your mobile device

You may want to refer to the content on this website frequently. You can save it to the home screen of your mobile device for easy access.

Device type	Instructions
iPhone/iPad	<ul style="list-style-type: none"> • Open up Safari on your iOS device. • Navigate to transplant.bc.ca/medications • Tap the Share button  on the menu bar and select "Add to Home Screen". • On the next page you'll give the shortcut a name and confirm the web address. • Tap on Add in the upper-right corner to add the shortcut to your home screen.
Android	<ul style="list-style-type: none"> • Launch your browser and navigate to transplant.bc.ca/medications • Tap the menu button  and tap "Add to home screen". • You'll be able to enter a name for the shortcut and it will add it to your home screen.
Blackberry	<ul style="list-style-type: none"> • Open up the browser and head to transplant.bc.ca/medications • Once the site is loaded, tap the overflow icon  then choose "Add to Home Screen" • In the next dialog box, you'll see the icon, web address and have the options to name the shortcut as you see fit. • When finished, tap Save.